


Revealed!
The Secrets
to Victoria's
Secret Hair

900+ STYLES
all lengths & hair types



DIANNA



EMMA



KATY

CELEBRITY

NEW SHORTCUTS TO SEXY

HAIRSTYLES


NO. 97

Exclusive!


**Amanda
Seyfried
models**

HER 5 FAVORITES

NEW STYLES!




JULIANNE



KRISTEN




ZOOEY



ASHLEE



ASHLEY



EMMA

Trending
bold COLOR
+ ACCESSORIES
FOR LESS

FREE
\$10,000
BEAUTY
GIVEAWAYS

EXCLUSIVE!
2 Broke Girls

KAT BETH

**THEIR STYLE
SECRETS ON-SET
AND OFF**

Bonus!
EDITORS' PICKS
BEST LOOKS IN 12 CATEGORIES

**JENNIFER
LOPEZ**
Stylists Spill
Her Beauty
Moves

**THE
TOP 30
LOOKS
FOR
2012**

Get a
heads-up
on the styles
we'll all
be wearing

DISPLAY UNTIL APRIL 16, 2012

tip
sheet


21 PRO TIPS

SOME OF THE
COUNTRY'S
TOP TRESS
EXPERTS
SHARE THEIR
BEST ADVICE.

for
Sexier

H A I R

1 "Create a good base with brushing, a curling iron or rollers and turn your head upside down and give it a burst of air from your blower, then throw your hair back into position, letting it settle in. By destroying the coiffure you created with fast wind, it creates natural accidents within the style for a 'lived in' look." —Wendy Iles, author of *Archive: A Book About Hair*, printkultur.de.




3 "For instantly sexy hair, add texture by creating loose waves with a curling iron. Then shake it out using a texture paste with your hands. This will create a natural tousled look that works for any length hair." —George Gonzalez, owner of George the Salon, Chicago; georgethesalon.com.

4 "Hair should be soooo clean and tangle-free that you and your partner can easily run your fingers through it! Do a high ponytail, add four rollers on top, spray very lightly, let it set, then cut the band off and shake it out." —Barbara Lhotan, Premiere National Educator for Paul Mitchell

5 "Don't fight your natural texture. Allow your natural hair flow to determine the style. It will mean less work and a better look for you." —Jani Kleinbard, Studio Hairstylist, Hollywood, CA

6 "After washing hair, apply Umberto's new Volume Boosting Foam, then section hair and blow-dry with a round brush. As you dry each section, put into a pin curl and secure with a voyette (a long metal bobby pin). After the entire head is pinned, apply heat with a hair dryer to each section and leave until hair is completely cool. Mist with regular-hold hair spray, then pull out each pin and slightly tousle with fingers for a sexy, gorgeous look!" —Umberto Savone, Umberto Beverly Hills



7 "Bangs, either very long, mid-length or below the eye, add sex appeal. Having your bangs cover one side of your face gives you that 'just got out of bed' look." —Cristophe, Cristophe Beverly Hills, Las Vegas & Washington, D.C.

8 "There's nothing sexier than hair that smells good. My best tip is to mix a small amount of your favorite fragranced body lotion with your styling product. Distribute well throughout the lengths and blow-dry. You will be sure to drive your man wild!" —Sherri Jessee, Sherri Jessee Salon, Bristol, VA.

2 Confidence. There's nothing sexier than a woman whose hair makes her feel like a star. What doesn't work is trying to look like someone else. —Ken Paves, Hair Designer, The X Factor

tip sheet

12. "After you've finished styling your hair, mess it up a little. Unless you want a patent leather finish, never apply hairspray to the outside. Spray 'in' to your style while making



9. "What oozes sexiness is clean, polished hair that's not over-done. By this, I mean blow-dry with your fingers, or brush and curl your hair haphazardly but not all of it. If you flat-iron, don't go so crazy that it's all perfect. You want it to swing, move and dance, whether it's pulled back in an effortless bun, a half-up/half-down look or simply worn loose." —Jet Rhys, Jet Rhys Salon, San Diego, CA


15. "The 1" curling iron is a girl's best friend! Spray hair with thermal protectant, then take 1" square sections around the head. Wrap the ends around the iron, holding it horizontally. Shake out your mane and mist with spray for big, sexy hair!" —Stacey Ellis, Byu-Ti Salon, LA.1.

10. "Whether the hair is short or long, layers will create a lot of sexy movement." —Maisha Oliver, M. Studio Salon, West Hollywood, CA.

final adjustments." —Vivian Moore, Mitchell's Salon & Day Spa, Cincinnati, OH.


11. "The more undone and the more volume in the hair, the sexier the look. Stiff 'hairdos' that sit flat on the head don't look sexy. Create a voluminous look by sprinkling got2b POWDER'ful instant volumizing powder on the roots and in ten seconds, hair will be fuller and sexier." —Larry Sims, Salon Sims, Los Angeles, CA.

13. "Be sure to add shine during the blow-dry and the finish. It will ensure that no matter what light you stumble into, you will always look radiant. Try Goldwell StyleSign Hot Form for the blow-dry, then Sleek Perfection before your hot tools and finish with a little Diamond Gloss." —John C. Simpson, Goldwell Art Director, Shady Side, PA.



14. Flip your head upside down and finger-tousle, or just bend and snap your head back. When you have a little more time, pet long extensions. Really long hair is a hot trend and everyone finds it fascinating and sexy. —Vince Smith, The Vince Smith Hair Experience, NYC.

16. "Know your hair! Remember that your hair is sensitive and you want it to look alive, so make sure you treat it well. In the winter, the cold weather can dry your hair quickly, so keep a moisturizing balm in your arsenal. In the summer, protect it from UV rays, saltwater and heat." —Mark Garrison, Mark Garrison Salon, NYC.



17. Keep it simple and don't

overwork or over think it—less is more. The opposite sex isn't drawn to stiff or dramatic styles—they're drawn to loose, carefree, effortless looking hair. If you have natural waves, apply a texturizing cream, blow dry or air dry and let those waves shine through! —Nicholas Penna, Jr., owner & lead stylist, Salon Capri, Newton & Decham, MA.

18. "Movement adds a sexy feel and it can be done quite easily. Heat up a medium or large curling iron, then divide hair into four panels. Start at the back and before curling each section, spray it lightly with a working spray. Also, take larger sections so hair isn't too curly. Move up the back of the head, curling hair section by section. When totally done, let it cool for 10 minutes, then throw your head upside down and add a bit more working spray. Touse hair while it's flipped over and when you flip it back, you'll have a very sexy finished product. Wear it proudly!" —Sacha Quarles, PRAVANA Celebrity Stylist

19. "When curling your hair, leave the ends

out and a little straighter. It gives it that effortlessly sexy, tousled feel." —Gina Kleinschmidt, Ted Gibson Salon, New York, NY

20. "Long, full and healthy hair is always sexy. You can amp up the sexy vibe by getting precisely cut layers around the face, shoulder and mid-back area." —Angelo David, Angelo David Salon, New York, NY



5 Top Mistakes Women Make

Here are a few of the things we all do that stand in the way of a great style.



1. They rush the blowout. "By not taking the proper blow out steps, your style will look fuzzy or flat," says Goldwell's John C. Simpson. Do a directional blow dry with a round or flat brush, styling hair against the root for volume or brushing it in the direction you want for control, and your style will last for days.

2. They don't prep their hair before styling. "Just as you wouldn't apply eyeshadow and blush without something underneath to protect your skin, adding a foundation of hair prep spray goes a long way," says Mark Garrison of NYC's Mark Garrison Salon. Use it after you shampoo and towel-dry. Garrison recommends Wella Velvet Amplifier and Shu Uemura's three foundation sprays: Smoothing, Moisture and Repair.

3. They don't use conditioner because they think their hair will fall flat. However, Jet Rhys explains, "If you don't use a daily conditioner, your hair will look dry and dull—it's like a manicure without a top coat."

4. They shampoo too often. When you wash your hair everyday, your oil glands work overtime to make up for the loss of moisture, which is why it gets oily so fast, explains Ted Gibson's Gina Kleinschmidt. For better results, she suggests washing it on alternate days or every third day, which will 'train' your hair to hold a style longer.

5. They try too hard. Instead, get a great haircut and let it do what it's supposed to do, says Cristophe. Mitchell's Vivian Moore concurs. "Most often, it's the little imperfections that are the most interesting about a hairstyle and that make it uniquely yours." Or, as Jani Kleinbard puts it, "Don't overdo what you have—make peace with your hair and enjoy!"

21. "Pump it up for a soft, tousled look. First, lightly tease the crown and mist with CHI Magnified Volume spray. Wrap large sections around a medium size CHI Curling iron, directing them diagonally away from the face, then run your fingers through for an 'undone' finish." —Tammy Mixon, Farouk Systems Global Artistic Board, Norman, OK.