

CROPS • WILD WAVES • UPSWEEPS • HAIRCOLOR • CLUB LOOKS • TOUSLED TEXTURES • LAYERS • CURLS • HIGHLIGHTS

Must-See! New Cuts Thicken Fine Hair

HAIRCUT & STYLE


August 2012

the new relaxed glamour

SUMMER EASY!




CARRIE'S LAYERS



KATHARINE'S VOLUME



CROPS, CURLS & BOBS



CAMERON'S NEW CUT



400 new styles

find your best look



ANGELINA'S COLOR


PROS MATCH THE HAIR TO THE CLOTHES tips from hollywood stylists



Display until July 9, 2012 Printed in U.S.A.

Find out what's new & what's for you in this hair & beauty roundup.

HOT OFF THE tresses



Strong, edgy bangs like these work if you have a bold personality.

Which Bangs Suit You Best?


If you're looking to add some bangs to your style, be sure to choose the right ones for your face shape. According to Rocky Plateroti, owner of fUSION Color Bar in Jefferson Valley, NY (www.fusioncolorbar.com), not all face shapes are even right for bangs.

"Bangs are an extension of your personality, and should be strong or soft to suit it," notes Plateroti. "You should also consider maintenance, since they require regular trims."

If you have an oblong face, Plateroti recommends a stronger bang that's blunt-cut straight across, but rounded off at the corners. Making them a slightly lighter color than your base shade also helps draw the eye upward, balancing your face shape.

If your face is round, go with bangs that are a bit shorter in the center and longer at the sides. "Keep them soft, and add a slightly lighter tone or a few highlights in the center; just be sure to avoid choosing highly contrasting colors," he advises.

Plateroti does not recommend bangs for heart-shaped or square faces, because they will make your face shape appear even stronger. If you fall into one of these categories and really crave fringe, use a soft, partial bang that's side-swept. "The bangs should move softly off a side part and be cut directionally," says Plateroti. PHOTO COURTESY OF SEXY HAIR.



Buttery blondes like CARRIE UNDERWOOD's are trending for summer.

Trending in Color

Get ready for soft, beautiful shades this summer! According to Blake Reed Evans, a colorist at Shear Art Salon & Spa in Tampa, FL (www.shearart.com), trends range from softer ombré to cool color blocking.

"The ombré trend will evolve into a subtler look with roots stopping at just one inch out and there will be less contrast," says Evans. "For blondes, sexy shades from platinum to buttery blonde will be big. Reds are still major but they, too, will look more natural, like Emma Stone's color." Brunettes are warm and more vibrant as we head into summer, while highlights are bolder, too, positioned around the face to add "blonde benefits" without going all-out.

Braver coloristas can try runway-influenced color blocking with bright, bold pieces on top (à la Nicki Minaj) or hidden underneath the surface to achieve a peek-a-boo effect.

"Keeping these colors fresh under the summer sun absolutely demands a clear glosser or overlay to lock in vibrancy, as well as protein treatments," Evans warns. "This goes double for any blonde who repeatedly lightens her hair." STEVE GRANITZ/WIREIMAGE.

vivid makeup is hot!

What's hot? Color! Makeup artist Julianne Kaye (Official Maybelline Beauty Expert on *Fashion Star*) has worked on stunners like Britney Spears, Kate Hudson, Scarlett Johansson and Eva Mendes. Here, she reveals summer's top trends.

LIPS: They're not overly glossed this

season, reports Kaye. Instead, opt for high-pigment lipsticks in bold hues like fuchsia, coral or even red.

EYES: For shadows, think beautiful pastel blues and lavenders. They can be matte, shimmery or a combo of both. Or, make an extra-bold statement by creating a strong

cat eye with eyeliner and combine it with a bright fuchsia lip.

>> Makeup guru Julianne Kaye recommends this striking combo: Maybelline Master Precise Liquid Eyeliner with Fifth Avenue Fuchsia Color Sensational Lip Color.





Score big volume like **MINKA KELLY's** with long layers, volumizer and the right blow-drying routine.

Red Carpet Recap

Want to rock **OLIVIA MUNN's** flirty Oscar style? We went straight to her personal stylist, Mika Fowler of Beverly Hills' Gavert Atelier Salon, for the 'do how-tos.

"Olivia was going for a feminine look to complement her floral dress," says Fowler. After applying black 15in1 Miracle Hair Treatment ("it adds shine without weighing hair down") to the actress' wet locks, she blow-dried hair with her fingers rather than a brush. Next, large sections were wrapped around hot rollers and allowed to set. "Once cooled, I removed the rollers and used a curling iron to fine-tune curls at the ends."

>> Olivia's lush locks were flirty and fabulous at the Vanity Fair and Juicy Couture "Vanities" Oscar party. **FREDERICK M. BROWN/GETTY IMAGES.**



5 VOLUME-BOOSTING TIPS

If there's one tress request that's universal, it's more volume. We spoke to Lisa Abbey, Creative Director of Salon Blue/Spa 190 in Mineola, NY (www.visitblue.com) for tips on how to make big hair a reality!

1. "Volume begins with the foundation of your cut: Add short layers in the crown or for non-layered cuts, ask your stylist to 'stack' the ends. In either case, have your hair texturized while dry after the primary cutting to add even more fullness.


2. Use conditioner sparingly. Apply it to the mid-lengths and ends only, not the roots, then rinse thoroughly.

3. Apply volumizing products in the root area, close to the scalp, and massage them in. "Most foams and sprays do a great job of lifting and adding body, but they're simply too heavy for the ends, especially if your hair is fine," says Abbey.

4. Start blow-drying your hair with your head bent down. "Apply styling products to the root area, flip your head down and circulate air through the roots, using high heat but a low power setting," says Abbey. "When your hair is almost dry, stand straight up and continue styling as usual."

5. Work your curly hair by applying a volumizing curl serum or balm like Curl Up by KMS. Twirl sections around your finger, rolling them right up to the root. Pin each one to the scalp with a bobby pin and let dry and you'll have defined curls with major bounce!

DONNA WARD/ABCALUSA



GET THE LOOK! flapper girl glam

Retro looks from the 1920's are coming on strong this season, says Carter T. Lund, National Frames Italian Style Team Member. (We're thinking anticipation over *The Great Gatsby*, due out later this year, might have something to do with it.) "We'll be seeing bobs and short fringes, as well as asymmetrical cuts and ruffled texture with lots of volume and lightened ends," says Lund. Accent the look with soft feathers or a glittery headband, as does *Gatsby's* Daisy Buchanan (played by **CAREY MULLIGAN**), and you'll be in perfect retro form! COURTESY OF WARNER BROS. ENTERTAINMENT INC.

From Beach-y to Beautiful

After a day in the sun and sand, skip the blow dryer before your big night out—instead, embrace your natural texture like **MALIN AKERMAN** for a pretty, easy-to-do look! We got DIY tips from Nick Penna, Jr., owner & lead stylist of SalonCapri outside of Boston.

- Before heading to the beach, wash your hair and apply texturizer—Penna recommends L'Oréal Professionnel Texture Infinium—and let air-dry.
- Post-beach, freshen up hair by scrunching it with a light-hold hairspray like Shu Uemura Sheer Lacquer.
- If the salty air and humidity weren't enough to give your locks natural bend, use hot rollers or a 2-inch curling iron to promote texture. Curl a few front pieces, too.
- Shake hair and muss it up with your fingers for a piecier, more natural look, then mist with hairspray for hold. TONY D'AMADIO/STARTRAKSPHOTO.

