

LABOR OF LOVE: CAN YOUR RELATIONSHIP SURVIVE TRAGEDY?

Upscale

TAKING YOU TO THE NEXT LEVEL

THE ROUNDUP

- » 20 HOT RIDES
- » The PERFECT JEANS for every shape
- » 15 GADGETS you've just got to have

SHOP TILL YOU DROP
without going broke

Vaccinations every adult should have (No kidding!)

Clifford "T.I." Harris

The unexpected truth about his road to redemption, retiring from rap and the "tiny" things that make him happy




Trey Songz
Sheryl Lee Ralph
Terry Crews

OCTOBER 2010


\$3.99US \$3.99CAN



www.upscalemagazine.com




Minx Nails Black & White Polka Dots, Black & White Strips, Checkers Black & White



CND Shellac UV Color Coat and Orly Gems Color Collection

TIP

Use an acid-neutralizing primer before base coat if your polish tends to last only a couple of days. A coat of **Orly Primetime Chip Preventing Primer** will balance the pH levels of your nails so that color stay in place. \$10 | orlybeauty.com



Illamasqua Nail Top Coat \$12 | sephora.com




Lasting Lacquer

By Ivette Manner

KEEP YOUR FINGERS AND TOES PERFECTLY POLISHED FOR WEEKS.

Bold nail color is a hot fashion accessory, but chipped or faded polish is never in style for a true diva. Maintaining a flawless manicure or pedicure just takes the right prepping and products. "A clean and dry nail surface is the basis to lasting color," says Essie Weingarten, president and founder of Essie Cosmetics. "If there's any residue, like lotion

or oil, on the nail, it'll prevent polish from adhering." Use a nail cleanser after old polish is removed to provide a stronger bond between your nail and polish. Never skip the base coat. It's designed to let polish go on smoothly and be resistant to wear. After painting on two thin coats of polish, finish with topcoat to protect and lock in your nail color. Keep in mind that



OPI Alpine Snow, custom design by Terrance Terry

TIP

"Use a ridge-filling base coat when applying sheer polish to help it go on more evenly," says Weingarten. **Dermelect Makeover Ridge Filler** contains anti-aging peptides to renew damaged nails as it conceals ridges and discoloration. \$18 | dermelect.com

All nails styled by Terrance Terry for M2M Damarjon


vibrant and deep nail polish hues can be short lived, but lighter tones last longer because they contain less pigment. Luckily, this fall you'll not only be on trend with a soft shade of gray at your fingertips, but your manicure will also hold up. "And always moisturize your

hands," says Tracy Dinkel, manicurist for LA-based Manicures R Mobile spa. "Polish is more susceptible to chipping and peeling when nails and cuticles are dehydrated." Here's our pick of manicure essentials to help color endure.

CND Solar Oil Nail & Cuticle Conditioner \$7.50 | ulta.com

OPI Avoplex High-Intensity Hand & Nail Cream \$7.50 | opi.com

Essie Sew Psyched \$8 | essie.com



Minx Nails Burgandy w/ Golden Lightening Moons Golden Lightening Cheeta

TIP

Proper drying is essential for a beautiful paint job. **Zoya Hurry Up Drying Drops** completely dries your mani or pedi from top coat through to base coat in just five minutes, enhances color vibrancy and extends wear for up to two weeks. \$16 | zoya.com



Seche Prep Nail Cleanser \$10 | metrobeauty.com

A clean and dry nail surface is the basis to lasting color.