



We've Got It!  
The Secret  
to Victoria's  
Secret Hair

950+ STYLES  
all lengths & hair types



LEA TAYLOR VICTORIA  
NEW TWISTS ON TEXTURE

CELEBRITY

# HAIRSTYLES

NOV  
2010  
#82

Exclusive!


GOSSIP GIRL'S  
**BLAKE  
LIVELY**

Her Girly Glam  
Style Updated!



free  
\$4000  
PRODUCT  
GIVEAWAYS

GREAT STYLES!



GABBIE




JESSICA

BIG  
STYLE  
PREVIEW  
2011



SCARLETT



KRISTEN

FUSION  
COLOR  
IS HERE!



KATY



EMMA

SECRETS  
TO D-I-Y  
BANGS

NEW GATES  
SNEAK PEEK!



cop the stars'  
sexy looks

FALL'S 10 COOLEST TRENDS




SARA



KRISTIN



ASHLEY



AMANDA



HEIDI

BACK-TO-SCHOOL STYLE GUIDE

Men  
Pick the  
9 Sexiest  
Looks

\$5.99  
417602  
8 2 >  
0 71486 02623 5  
DISPLAY UNTIL OCT. 4, 2010



crop  
shop

# 12 "WOW" WAYS TO GO

# SHORT!

CUTTING IT  
SHORT DOESN'T  
LIMIT YOU IN  
THE LEAST.

If you've been thinking about cutting it all off but can't shake visions of Agyness Deyn's barely-there hair, relax! Short cuts run the gamut from wedge-shaped and wavy to full and asymmetrical... plus everything in between.

Nicolas Penna, Jr. of SalonCapri in Newton, MA gives us the lowdown on a dozen fresh fall styles.

## WAVY WEDGE

**WHY TRY IT:** "The top of the hair is intentionally left long, which really makes the look unique."

**'DO HOW-TO:** Blow-dry while using your hands to rough up the perimeter. Piece out with pomade and use a curling iron on the long front section.

HAIR BY FABIEN PROVOST FOR FRANCK PROVOST FROM WINTER '09-'10 COLLECTION.



WAVY WEDGE

©FRANCK PROVOST 2009.






GRADUATED BOB

©JEAN LOUIS DAVID 2008.



TEXTURED LAYERS

©JEAN LOUIS DAVID 2008.



DISCONNECTED BOB

## GRADUATED BOB

**WHY TRY IT:** "This versatile look flatters many face shapes and different age groups and can be classic and elegant or trendy and edgy."

**'DO HOW-TO:** Piece out the back with your fingers, then blow-dry for lift. In front, use a round brush to roll ends under, then smooth the sides. Apply a crème-based product and finger-rake for looseness.

HAIR BY JEAN LOUIS DAVID FROM WINTER '09-'10 COLLECTION.

## TEXTURED LAYERS

**WHY TRY IT:** "This look is very 'in' this season because it's a modern way to spruce up last year's bob."

**'DO HOW-TO:** Work in volumizer or mousse, then blow hair out. Add curl with a 2" curling iron, working section by section all over the head.

HAIR BY JEAN LOUIS DAVID FROM AUTUMN '08 COLLECTION.

## DISCONNECTED BOB

**WHY TRY IT:** "It's very design-savvy. I'd recommend this for a client who likes to stand out and be different."

**'DO HOW-TO:** Using a round brush, roll out the ends of hair for a curled-under look. Work in smoothing crème to add texture in back, and mist with glossifying spray.

## MOD REVISITED

**WHY TRY IT:** "It's fun and very hipster!"

**'DO HOW-TO:** Use your hands and a big round brush as you blow-dry, creating forward movement. Then, define the layers with pomade.

HAIR BY FABIEN PROVOST FOR FRANCK PROVOST FROM WINTER '09-'10 COLLECTION.

# MADE-FOR-SHORT PRODUCT PICKS

Looking for ways to add excitement to your style? These products are designed especially for short hair.



MOD REVISITED

FRANCK PROVOST 2009.



**HerCut Bob Catalyst:** This heat-activated catalyst is tailored toward the styling needs of the bob, giving it weighed-down ends for forward momentum and a clean exterior. \$28, [sephora.com](http://sephora.com).



**Philip Kingsley Texture & Hold:** Designed specifically for crops, this non-flaky formula adds tons of definition and structure to choppy looks. It also enhances shine. \$35, [philipkingsley.com](http://philipkingsley.com).




**TS-2 Big Mini Detailer:** Though it has full-size one-inch plates and heats up to 450 degrees, this flat iron is only six inches long, making it ideal for touching up short strands. \$50, [ts2products.com](http://ts2products.com).



crop  
shop

GEOMETRIC BOWL



LAYERED PIXIE

### GEOMETRIC BOWL

**WHY TRY IT:** "It's both edgy and trendy, from the overhanging section to the rich, multi-tonal color."

**DO HOW-TO:** Be sure the cut is precise, because styling depends on it. Just blow-dry hair straight down with a vent brush. HAIR BY BEVERLY C FOR GOLDWELL. MAKEUP BY YVETTE REDMOND. STYLING: BERNARD CONNELLY. PHOTO BY STUART WESTON. PRODUCTS: GOLDWELL.

### LAYERED PIXIE


**WHY TRY IT:** "It's youthful and edgy."

**DO HOW-TO:** Blow-dry with your hands to increase fullness. Finish by piecing out layers with pomade. HAIR BY BEVERLY C FOR GOLDWELL. MAKEUP BY YVETTE REDMOND. STYLING: BERNARD CONNELLY. PHOTO BY STUART WESTON. PRODUCTS: GOLDWELL.

### SHATTERED SHAPE

**WHY TRY IT:** "It's a modern version of what the asymmetrical bob was a year ago, which makes it more current."

**DO HOW-TO:** Smooth out locks with a round brush, rolling the ends. Add definition to layers with pomade.



SHATTERED SHAPE



## TOUSLED SHAG

**WHY TRY IT:** "The shag is one cut that's stood the test of time—it's playful, carefree and very easy to maintain!"

**'DO HOW-TO:** Blow-out the bangs with a round brush. For the rest of the cut, work in styling crème and piece out layers with your fingers.

HAIR BY FABIEN PROVOST FOR FRANCK PROVOST FROM ROMANCE GLAMOUR SUMMER '09 COLLECTION.

## MODERN FLIP

**WHY TRY IT:** "It's both modern and youthful, and it's easy to translate from day to night."

**'DO HOW-TO:** Curl back the front with a large-barrel iron. If you have long hair and want to play with a short style, pin up the length. Either way, finish with hairspray.

HAIR BY FABIEN PROVOST FOR FRANCK PROVOST FROM ROMANCE GLAMOUR SUMMER '09 COLLECTION.

## ASYMMETRICAL PIXIE

**WHY TRY IT:** "This style works for the young woman who likes to have fun—it's fresh and funky."

**'DO HOW-TO:** Direct hair forward as you blow-dry with a round brush, flipping the ends out. Work pomade or styling crème through the front, smoothing the tips.

HAIR BY MICHAEL PIASTRINO, CREATIVE DIRECTOR, IBIZA HAIR, MELBOURNE (WWW.IBIZAHAIR.COM.AU).

## HOLLYWOOD GLAM


**WHY TRY IT:** "This curly look is reminiscent of old Hollywood—it's sexy, confident and really sophisticated."

**'DO HOW-TO:** Use a blower and round brush to smooth the bangs, then curl the sides back with a small-barrel iron. Mist with hairspray for hold.


HAIR BY FRANC BRAUN DESIGN TEAM, BRAUN DER FRiseur, KAARST, GERMANY. MAKEUP BY BETTY MEKONNEN. PHOTO BY TOM CARSON. PRODUCTION: GLOBAL HAIR & FASHION GROUP.




TOUSLED SHAG  
©FRANCK PROVOST 2009



MODERN FLIP  
©FRANCK PROVOST 2009



ASYMMETRICAL PIXIE



HOLLYWOOD GLAM