

GREAT HAIR MADE SO SIMPLE

HAIRDO® PRESENTS #45

STYLE
LIKE THE
PROS

Spring 2012

Cut & Style

FACE FORMULA


Your Best Style

SUMMER
PREVIEW!
TRENDS WE
LOVE


RETRO CHIC



SEXY TEXTURE



EDGY CROPS



MUST-TRY TRICKS

- > Casual Updos
- > Thicken Fine Hair
- > Define Curls

EDITORS' PICKS


532 Brilliant STYLE UPDATES

➤ **Plus! Find Your Sexiest Color**



Hair & Beauty Buzz

Your hotline to what's new & exciting this season.



Coming Up in Color

As we head into Spring, here's what we'll be seeing in hair color, according to Uriel Yusupov, co-owner of Red Chair Studio in NYC. "My clients like to transition their color as the seasons change," says Yusupov. "They traditionally darken up in the cooler months, but they're itching to go lighter and warmer at the first signs of Spring."

BLONDES will be golden, honey or caramel, depending on their skin tone, with neutrals mixed in for depth. "**Jennifer Aniston's** darker but warm blonde shade is a popular request, as is Jessica Simpson's flaxen look."

REDS wander into the lighter, strawberry range with a hint of gold mixed in. They're softer shades of scarlet with lots of warmth.

BRUNETTES are bronze-y, coppery or chocolate-dipped with a rich base and plenty of overall warmth. "Look for delicate caramel highlights to add interest and dimension where needed most," says Yusupov.

Steve Granitz/WireImage.



Best Bangs for Your Face Shape

Kim Kardashian got the year off to a bold start by having full, sexy fringe snipped into her style.

Denise Truscello/WireImage.

Fretting over which fringe is right for you...or even if it's right at all? We got the scoop on choosing bangs that will work with your face shape from HairArt Products. The company makes Clip-On Bangs from 100% virgin, European hair and they're available in 13 shades—perfect if you want to have a bang test-drive or just wear them every now and then.

Square: Longer bangs work best for you. Part them in the middle or wear them swept to the side.

Heart: Straight bangs that hit the brow are good for softening up an angular face shape by drawing the eye upward.

Round: Side-swept bangs create dimension and add angles, which help to de-emphasize your face's full, round cheeks.

Oval: Blunt, side-swept, choppy or straight, oval faces can go with pretty much any bang style.


DIY Dry Shampoo

Dry shampoos have become an on-the-go gal's BFF...and now, you can make your own at home! "Try mixing this homemade dry shampoo to keep your hair looking freshly washed and grease-free—even on days when you skip a shampoo," says celebrity stylist Ryan Nickulas.

What You Need:

- 1 cup ground, plain oatmeal
- 1 cup baking soda
- measuring cup, bowl and paddle brush

Just mix and work into hair as you would a regular dry shampoo. It's much less expensive than the store-bought version and the ingredients are all natural!



Get The Look: Finger Curls!

Retro styles are super-hot right now. Want to tap the trend? We asked "Best of Boston" salon owner and head stylist Nick Penna of SalonCapri for tips on how to create fabulous, '40s-inspired fingerwaves, which are turning up in both updos like **Taylor Swift's** and long, loose looks.

- Begin with a classic blow-dry and apply a shine serum; Penna recommends L'Oreal Professionnel Expert Shine Perfection Anti-Frizz Serum.
- Divide your head into 2-inch sections and, starting from the top, insert hair into a 1" curling iron; hold down and release. Repeat all over until you reach the bottom of your head.
- Finish with a light hold hairspray. Penna loves Shu Uemura's Sheer Lacquer. Ed Rode/WireImage.

Spring Style Forecast

Want to know what's *haute* for Spring before anyone else? We asked tress guru Garren of Garren New York (his celeb client list includes Angelina Jolie, Amanda Seyfried, Victoria Beckham, Scarlett Johansson, Blake Lively, Jessica Biel, Megan Fox and even the late Audrey Hepburn) for his up-to-the-minute predictions.

- These days, hair that used to be considered long is the new short. "It's cut blunt just below the shoulder, slightly layered around the face or it has a heavy fringe," says Garren.
 - At the opposite extreme, really short hair will be popular—think Mia Farrow's super-short *Rosemary's Baby* look that shows off the face. "This season is all about embracing your individual look, being who you are and having fun by switching it up, playing with colors and being very versatile."
- > **Super-short hair like MICHELLE WILLIAMS' barely-there pixie will be the short cut to have during the warmer months.** Jon Kopaloff/FilmMagic.

Blow-Dry Basics

In the winter, you probably find yourself grabbing the blow dryer more often, since air-drying is a no-no, but this can result in dry, damaged locks if you're not careful. The Pirri brothers of Pirri Hair Group offer these winter blow-drying basics to keep your locks glossy and healthy. An added plus: Drying your hair properly will eliminate the need for flat irons and other styling products.

- Gently pat hair dry with a towel after showering, removing any excess water.
- Brush and detangle strands by carefully combing them out using a wide-tooth comb to avoid breakage.
- When blow-drying, point the nozzle down from the scalp to the ends. The nozzle should steadily follow your brush at a 90-degree angle, which will leave you with super-shiny hair. Information courtesy of Pirri Hair Group, (www.pirrihairgroup.com).

shake up your eyeshadow

For eye makeup that can seamlessly take you from day to night, opt for a look that's natural but still defined. "It's more about the technique than the product," says pro makeup artist Melissa Chaires, who counts **BETH BEHRS** of *2 Broke Girls* as one of her clients. Here, Chaires shares tips for getting that come-hither look with shadow.

- 1 "Use eye primer from the lash line to the brow for holding power," says Chaires, who likes Urban Decay Eye Primer.
- 2 Sweep a light eyeshadow on your brow bone and a light taupe or beige into the crease, then blend from side to side.
- 3 Raise your brows, look down into a mirror and further define the crease with a deep bronze or plum color.
- 4 Finish with a light shimmery hue on the inner corners.

